

**KSS LIMITED**

20.10.2015

To,

The Corporate Relations Department,  
BSE Limited,  
PJ Tower, Dalal Street, Fort,  
Mumbai-400 001.  
Scrip Code: 532081

National Stock Exchange of India Ltd.,  
Exchange Plaza,  
Plot no. C/1, G Block,  
Bandra-Kurla Complex,  
Bandra (E), Mumbai - 400 051.  
Scrip Code: KSERASERA

**Sub: Submission of Shareholding Pattern as per clause 35 of the Listing Agreement for the quarter ended September 30, 2015**

Dear Sir/ Madam,

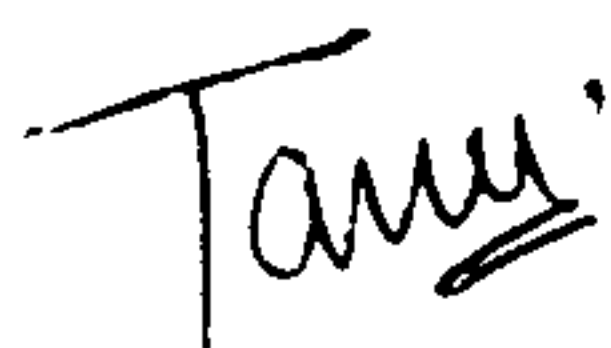
With reference to the above mentioned subject, please find enclosed herewith Shareholding Pattern as per clause 35 of the Listing Agreement for the quarter ended September 30, 2015.


Kindly take the same on record.

Thanking You

Yours Faithfully

For KSS Limited  
(Formerly known as K Sera Sera Limited)

  
Tanu Singh  
Company Secretary




**KSS Limited**


( Formerly known as K Sera Sera Ltd. )

CIN : L22100MH1995PLC092438

Unit No.101 A & 102, 1st Floor, Plot No. B-17, Morya Landmark II, Andheri (West), Mumbai - 400 053. INDIA.  
Tel: 022 40427600 / 42088600 Fax: 022 40427601 Web : www.kserasera.com Email : info@kserasera.com


Name of the Company :	KSS LIMITED RS1		
Script Code, Name of the scrip, class of security :			
Quarter ended :	30/09/2015		
Partly paid-up shares :-	No. of partly paid-up shares	As a % of total no. of partly paid-up shares	As a % of total no. of shares of the company
Held by promoter/ promoter group	0	0.00	0.00
Held by public	0	0.00	0.00
<b>Total (D)</b>	<b>0</b>	<b>0.00</b>	<b>0.00</b>
Outstanding convertible securities	No. of outstanding securities	As a % of total no. of outstanding convertible securities	As a % of total no. of shares of the company, assuming full conversion of the convertible securities
Held by promoter/ promoter group	0	0.00	0.00
Held by public	0	0.00	0.00
<b>Total (E)</b>	<b>0</b>	<b>0.00</b>	<b>0.00</b>
Warrants	No. of Warrants	As a % of total no. of Warrants	As a % of total no. of shares of the company, assuming full conversion of warrants
Held by promoter/ promoter group	0	0.00	0.00
Held by public	0	0.00	0.00
<b>Total (F)</b>	<b>0</b>	<b>0.00</b>	<b>0.00</b>
<b>Total paid-up capital of the company, assuming full conversion of warrants convertible securities</b>	<b>2135875070</b>		<b>100.00</b>
<b>Total (A+B+C)+ D+E+F)</b>			






**Statement Showing Shareholding Pattern**  
**Table (I)(a)**

Category Code	Category of Shareholder	Number of Shareholders	Total Number Of Shares	Number of Shares held in Dematerialised form	Total Shareholding as a percentage of total number of shares		Shares Pledged or otherwise encumbered	As a Percentage (IX)= (VIII)/(IV) *100
					As a Percentage of (A+B)	As a Percentage of (A+B+C)		
(I)	(II)	(III)	(IV)	(V)	(VI)	(VII)	(VIII)	(IX)= (VIII)/(IV) *100
(IX)= (VIII)/(IV) *100								
(A) Shareholding of Promoter and Promoter Group2								
1. INDIAN								
(a)	INDIVIDUAL / HUF	0	0	0	0	0.0000	0.0000	0
(b)	CENTRAL / STATE GOVERNMENT(S)	0	0	0	0	0.0000	0.0000	0
(c)	BODIES CORPORATE	0	0	0	0	0.0000	0.0000	0
(d)	FINANCIAL INSTITUTIONS / BANKS	0	0	0	0	0.0000	0.0000	0
(e)	ANY OTHERS (Specify)							
(i)	DIRECTORS RELATIVES	0	0	0	0	0.0000	0.0000	0
(ii)	GROUP COMPANIES	0	0	0	0	0.0000	0.0000	0
SUB TOTAL (A)(1)		0	0	0	0	0.0000	0.0000	0
2. FOREIGN								
(a)	INDIVIDUAL	0	0	0	0	0.0000	0.0000	0
(b)	BODIES CORPORATE	0	0	0	0	0.0000	0.0000	0
(c)	INSTITUTIONS	0	0	0	0	0.0000	0.0000	0




(d)	QUALIFIED FOREIGN INVESTOR		0		0		0.0000	0.0000	0	0.00
(e)	ANY OTHERS (Specify)		0		0		0.0000	0.0000	0	0.00
	SUB TOTAL (A)(2) :		0		0		0.0000	0.0000	0	0.00
	Total holding for Promoters and Promoter group	(A)=(A)(1) + (A)(2)	0		0		0.0000	0.0000	0	0.00
	(B) Public shareholder									
1.	INSTITUTIONS									
(a)	MUTUAL FUNDS / UTI		0		0		0.0000	0.0000	0	0.00
(b)	FINANCIAL INSTITUTIONS / BANKS		1	540	540		0.0000	0.0000	0	0.00
(c)	CENTRAL / STATE GOVERNMENT(S)		0	0	0		0.0000	0.0000	0	0.00
(d)	VENTURE CAPITAL FUNDS		0	0	0		0.0000	0.0000	0	0.00
(e)	INSURANCE COMPANIES		0	0	0		0.0000	0.0000	0	0.00
(f)	FII'S		8	923731112	923731112		43.2484	43.2484	0	0.00
(g)	FOREIGN VENTURE CAPITAL INVESTORS		0	0	0		0.0000	0.0000	0	0.00
(h)	QUALIFIED FOREIGN INVESTOR		0	0	0		0.0000	0.0000	0	0.00
(i)	ANY OTHERS (Specify)		0	0	0		0.0000	0.0000	0	0.00
	SUB TOTAL (B)(1) :		9	923731652	923731652		43.2484	43.2484	0	0.00
	B 2. Non-institutions									
(a)	BODIES CORPORATE		402	349638922	293150192		16.3698	16.3698	0	0.00
(b)	INDIVIDUAL									
(i)	(CAPITAL UPTO TO Rs. 1 Lakh)		26115	236123028	235956258		11.0551	11.0551	0	0.00
(ii)	(CAPITAL GREATER THAN Rs. 1 Lakh)		732	437383390	437383390		20.4779	20.4779	0	0.00






(c)	QUALIFIED FOREIGN INVESTOR	0	0	0	0	0.0000	0.0000	0	0.00
(d)	ANY OTHERS (Specify)								
(i)	TRUSTS	0	0	0	0	0.0000	0.0000	0	0.00
(ii)	CLEARING MEMBER	98	129911258	129911258	0	6.0823	6.0823	0	0.00
(iii)	DIRECTORS	0	0	0	0	0.0000	0.0000	0	0.00
	RELATIVES								
(iv)	EMPLOYEE	0	0	0	0	0.0000	0.0000	0	0.00
(v)	NON RESIDENT INDIANS (NRI)	141	9986820	9986820	0	0.4676	0.4676	0	0.00
(vi)	OVERSEAS BODIES CORPORATES	2	49100000	49100000	0	2.2988	2.2988	0	0.00
(vii)	UNCLAIMED SUSPENSE ACCOUNT	0	0	0	0	0.0000	0.0000	0	0.00
SUB TOTAL (B)(2) :		27490	1212143418	1155487918	56.7516	56.7516	0	0.00	
Total Public Shareholdin <sup>g</sup>	(B)=(B)(1) + (B)(2)	27499	2135875070	2079219570	100.0000	100.0000	0	0.00	
Total (A) + (B) :		27499	2135875070	2079219570	100.0000	100.0000	0	0.00	
(C) Shares held by Custodians and against which Depository Receipts have been issued									
(a)	SHARES HELD BY CUSTODIANS	0	0	0	0.0000	0.0000	0	0.00	
(i)	Promoter and Promoter Group	0	0	0	0.0000	0.0000	0	0.00	
(ii)	Public	0	0	0	0.0000	0.0000	0	0.00	
SUB TOTAL (C)(1) :		0	0	0	0.0000	0.0000	0	0.00	
Grand Total (A) + (B) + (C)		27499	2135875070	2079219570	100.0000	100.0000	0	0.00	

NOTES :	1) NAME, NUMBER OF SHARES HELD & PERCENTAGE OF ENTITIES / PERSONS HOLDING MORE THAN 1% OF THE TOTAL SHARES OF THE COMPANY IS AS PER ANNEXURE												
Print Date :								Page -1 of 1					



(1)(b) Statement showing holding of securities (including shares, warrants, convertible securities) of persons belonging to the category " PROMOTERS AND PROMOTER GROUP "

Sr.No	Name of the Shareholder	Details of shares held			Encumbered shares (*)			Details of warrants		Details of convertible securities		Total shares (including
		Number of shares held (II)	As a % of grand total (A)+(B)+(C) (IV)	No. (V)	As a percentage (VI)=(V)/(III)* 100	As a % of grand total (A)+(B)+(C) of sub-clause (I)(a) (VII)	Number of warrants held (VIII)	As a % total number of (IX)	Number of convertible (X)	As a % total number of (XI)	Total shares (including (XII)	
1												
	TOTAL :											




(1)(c)(i) Statement showing holding of securities (including shares, warrants, convertible securities) of persons belonging to the category "Public" and holding more than 1% of the total number of shares.

SR. NO	Name of the shareholder	Number of shares held	Shares as a percentage of total number of shares{i.e., Grand Total(A)+(B)+(C) indicated in Statement at para (1)(a) above}	Details of warrants	Number of warrants held	As a % total number of warrants of the same class	Details of convertible securities	Number of convertible securities held	% w.r.t. total number of convertible securities of the same class	Total shares (including underlying shares assuming full conversion of warrants and convertible securities) as a % of diluted share capital
1	ASPIRE EMERGING FUND	205800000	9.6354	0	0	0	0	0	0	0
2	AUCTOR INVESTMENTS LTD	205800000	9.6354	0	0	0	0	0	0	0
3	HIGHBLUESKY EMERGING MARKET FUND	189300000	8.8629	0	0	0	0	0	0	0
4	INDIA FOCUS CARDINAL FUND	97100000	4.5461	0	0	0	0	0	0	0
5	KII LIMITED	81707340	3.8255	0	0	0	0	0	0	0
6	INDIA MAX INVESTMENT FUND LIMITED	74857802	3.5048	0	0	0	0	0	0	0
7	KUVERA FUND LIMITED	64200000	3.0058	0	0	0	0	0	0	0
8	BIRLA FINANCIAL DISTRIBUTION LTD	56488730	2.6448	0	0	0	0	0	0	0
9	MEHULKUMAR CHATURBHAI SAVALIYA	54852910	2.5682	0	0	0	0	0	0	0
10	KGR SECURITIES PRIVATE LIMITED	52634568	2.4643	0	0	0	0	0	0	0
11	MAARS INFRA TECH PVT LTD	48857445	2.2875	0	0	0	0	0	0	0
12	BASMATI SECURITIES PVT LTD	47291590	2.2142	0	0	0	0	0	0	0
13	GROVSNOR INVESTMENT FUND LTD	44100000	2.0647	0	0	0	0	0	0	0
14	LILAC FARMS PRIVATE LIMITED.	33638959	1.5749	0	0	0	0	0	0	0
15	SUNITA SARWANKUMAR SARAF	23064300	1.0799	0	0	0	0	0	0	0
	TOTAL :	1279693644	59.9143	0	0	0	0	0	0	0


**Note:**

- The Company had allotted 5648873 equity shares of face value of Rs. 10/- each at the rate of Rs. 14.16/- per share to Birla Financial Distribution Private Limited as on 14/11/2014. The listing of the same from the concerned stock exchange is still awaited. In the meantime Company had gone for subdivision of face value of equity shares from Rs. 10/- each to Re.1/- each and therefore the aforesaid allotment is included in the shareholding pattern taking into account the subdivision i.e. 56488730 equity shares of face value of Re. 1/-.
- The name of Birla Financial Distribution Private Limited is changed to Birla Financial Distribution Limited.






(1)(c)(ii)	Statement showing holding of securities (including shares, warrants, convertible securities) of persons (together with PAC) belonging to the category "Public" and holding more than 5% of the total number of shares of the company	AS ON :	30/09/2015						
SR.NO	Name of the shareholder	Number of shares	Shares as a percentage of total number of shares (i.e., Grand Total (A)+(B)+(C) indicated in Statement at para (1)(a) above)	Details of warrants	Number of warrants held	As a % total number of warrants of the same class	Number of convertible securities held	% w.r.t. total number of convertible securities of the same class	Total shares (including underlying shares assuming full conversion of warrants and convertible securities) as a % of diluted share capital
1	ASPIRE EMERGING FUND	205,800,000.00	9.64	0	0	0	0	0	0
2	AUCTOR INVESTMENTS LTD	205,800,000.00	9.64	0	0	0	0	0	0
3	HIGHBLUESKY EMERGING MARKET FUND	189,300,000.00	8.86	0	0	0	0	0	0
TOTAL :		600,900,000.00	28.13	0	0	0	0	0	0



Statement Showing " LOCKED - IN - SHARES "


(1)(d)				AS ON :	30/09/201
SR NO	NAME	Category	Shares	Per	
1					
		TOTAL:			

*T. M. M.*



(II) (a) Statement Showing Details of Depository Receipts (DRs)

Unit :	KSS LIMITED RS1		As on Date :	
Sr.No.	Type of Outstanding DR (ADRs, GDRs, SDRs etc.)	No of Outstanding DRs.	No of Shares underlying outstanding DRs.	30/09/2015 Shares underlying outstanding DRs as a Percentage of total number of shares (i.e Total (A)+ (B) + (C) Indicated in statement at para(I) (a) above)
1	GDRs			
		TOTAL :		



(II) (b) Statement showing Holding of Depository Receipts (DRs) where underlying shares are in excess of 1% of the total number of shares.

Sr.No.	Type of Outstanding DR (ADRs, GDRs, SDRs etc.)	No. of Shares underlying outstanding DRs.	Shares underlying outstanding DRs as a Percentage of total number of shares (i.e Total (A)+(B)+(C) Indicated in Statement at Para (I) (a) above)
1			
TOTAL :			

Tammi

